

ICS Performance Guarantee Bulletin 1.12 – Roland

AP Revision 1

Introduction

The ICS Performance Guarantee combines our films with qualified OEM components to form a system which is guaranteed to be compatible and provide superior performance. You know exactly what to expect from your finished Avery Dennison graphics because your chosen combination has already withstood rigorous lab testing and met a very stringent set of durability and physical performance specifications. Please refer to [Avery Dennison ICS Performance Guarantee Terms and Conditions 1.0](#) for further details.

Printer Configuration:

Avery Dennison ICS Performance Guarantee for digital inkjet printed graphics with the following Roland printers and inks:

Equipment Manufacturer



Printer name	Ink series*	ICS Number
TrueVIS VF2-640	TrueVIS TR2^	1.12.1
TrueVIS VG / SG Series	TrueVIS TR2^	1.12.1
TrueVIS VG / SG 2 Series	TrueVIS TR2^	1.12.1
SolJet EJ-640	EJ Ink	1.12.1
SolJet Pro II Series	Eco-SOL MAX	1.12.1
SolJet Pro III Series	Eco-SOL MAX	1.12.1
SolJet Pro 4 Series	Eco-SOL MAX 2	1.12.1
VersaArt RS Series	Eco-SOL MAX	1.12.1
VersaCAMM Series	Eco-SOL MAX	1.12.1
VersaCAMM VS-i Series	Eco-SOL MAX 2	1.12.1
VersaEXPRESS RF	Eco-SOL MAX 2	1.12.1

* Where relevant Orange, White and Metallic Silver inks are excluded from this warranty.

^ Material converted using Roland TrueVIS TR2 inks can be laminated after a minimum 6 hour dwell period when properly dried. Printed material must be immediately dried after printing and hung or loosely wound off the ground at the correct ambient conditions (22C/50%RH) during drying.

Avery Dennison
Graphics Solutions
ICS Performance Guarantee Bulletin

Asia Pacific
February 2022

Digital Print Media - MPI	Graphic Protection - DOL	Warranty Period (years)									Application Substrate				
		Unprinted Zone 1		Zone 2			Zone 3			Flat	Simple Curves	Rivets	Compound Curves	Deep Recesses & Corrugations	
		Indoor	Outdoor & Vehicles	Outdoor Horizontal	Marine Vertical	Outdoor & Vehicles	Outdoor Horizontal	Marine Vertical							
Premium Cast															
MPI 1105 Easy Apply RS	Unprotected	10	-	-	-	-	-	-	●	●	●	●	●		
MPI 1106 Hi Tack Easy Apply	DOL 6460	8	6	3	3.5	5	2	2	●	●	●	●	●		
	DOL 1460Z, 1480Z	8	5	-	3	3	-	1.5	●	●	●	●	●		
	DOL 1060Z	8	5	-	3	3	-	1.5	●	●	●	-	-		
	DOL 4300 Anti-Graffiti	8	4	-	-	2.5	-	-	●	-	-	-	-		
MPI 1440 Ultra Clear	Unprotected	10	-	-	-	-	-	-	●	●	●	●	●		
	DOL 6460, MPI 1440	8	6	3	3.5	5	2	2	●	●	●	●	●		
	DOL 1460Z, 1480Z	8	5	-	3	3	-	1.5	●	●	●	●	●		
	DOL 1060Z	8	5	-	3	3	-	1.5	●	●	●	-	-		
	DOL 4300 Anti Graffiti	8	4	-	-	2.5	-	-	●	-	-	-	-		
High Performance Calendared															
MPI 2000, MPI 2002, MPI 2112, MPI 2105 Easy Apply RS	Unprotected	7	-	-	-	-	-	-	●	●	-	-	-		
MPI 2120, MPI 2126 Hi tack EA	DOL 1060Z	7	4.5	-	-	3	-	-	●	●	-	-	-		
MPI 2040, MPI 2041	DOL 2000, DOL 2100, DOL 2200	6	4	-	-	2.5	-	-	●	●	-	-	-		
MPI 2006 Hi Tack, MPI 2050 Translucent	DOL 4300 Anti graffiti	7	4	-	-	2.5	-	-	●	-	-	-	-		
MPI 2611 Wall Film	Unprotected	4	5^	-	-	-	-	-	●	-	-	-	-		
	DOL 1460Z, DOL 1480Z	7	-	-	-	-	-	-	●	-	-	-	-		
	DOL 1060Z	7	-	-	-	-	-	-	●	-	-	-	-		
	DOL 2000, DOL 2100, DOL 2200	6	-	-	-	-	-	-	●	-	-	-	-		
MPI 2636 Series Textured Hi Tack	Unprotected	4	5^	-	-	-	-	-	●	-	-	-	-		

* Not warranted for damage or fading of inks from abrasion or chemicals. See ICS Performance Guarantee terms and conditions for full details.

ICS Number 1.12.1

Digital Print Media - MPI	Graphic Protection - DOL	Warranty Period (years)						Application Substrate						
		Zone 1		Zone 2			Zone 3			Flat	Simple Curves	Rivets	Compound Curves	Deep Recesses & Corrugations
		Unprinted Zone 1	Indoor	Outdoor & Vehicles	Outdoor Horizontal	Marine Vertical	Outdoor & Vehicles	Outdoor Horizontal	Marine Vertical					
Intermediate Calendared														
MPI 2900, MPI 2903 EA	Unprotected	5	-	-	-	-	-	-	-	●	●	-	-	-
MPI 2904 EA, MPI 2923 EA	DOL 2000, DOL 2100, DOL 2200	5		3.5	-	-	2	-	-	●	●	-	-	-
MPI 2921 EA, MPI 2920	DOL 2800, DOL 2900	4		3	-	-	1.5	-	-	●	●	-	-	-
	DOL 2960, DOL 2980	4		3	-	-	1.5	-	-	●	●	-	-	-
Promotional Calendared														
MPI 3000PP, MPI 3001PP,	Unprotected	3	-	-	-	-	-	-	-	●	-	-	-	-
MPI 3002PP, MPI 3041PP, MPI 3021	DOL 3000, DOL 3100, DOL 3200	3		2	-	-	1	-	-	●	-	-	-	-
MPI 3026 Supertack														
MPI 3300 Series	Unprotected	3	-	-	-	-	-	-	-	●	-	-	-	-
	DOL 3000, DOL 3100, DOL 3200	3		1.5	-	-	0.8	-	-	●	-	-	-	-
Specialty														
MPI Dusted Glass Easy Apply RS	Unprotected	5	-	-	-	-	-	-	-	●	-	-	-	-
	DOL 1060Z		-	4	-	-	2.5	-	-	●	-	-	-	-
	DOL 2000, DOL 2100, DOL 2200		-	3	-	-	1.5	-	-	●	-	-	-	-

ICS Number 1.12.1

Digital Print Media - MPI	Graphic Protection - DOL	Warranty Period (years)									Application Substrate				
		Unprinted Zone 1		Zone 2			Zone 3			Flat	Simple Curves	Rivets	Compound Curves	Deep Recesses & Corrugations	
		Indoor	Outdoor & Vehicles	Outdoor Horizontal	Marine Vertical	Outdoor & Vehicles	Outdoor Horizontal	Marine Vertical							
Reflective															
V-4000 Series	Unprotected	7	-	-	-	-	-	-	●	●	●	●*	-	-	
	DOL 6460	-	6	3	3.5	5	2	2	●	●	●	●*	-	-	
	DOL 1460Z, 1480Z	-	5	-	3	3	-	1.5	●	●	●	●*	-	-	
	DOL 1060Z	-	5	-	3	3	-	1.5	●	●	●	-	-	-	
V-8000 Visiflex White	Unprotected	7	-	-	-	-	-	-	●	●	-	-	-	-	
	DOL 6460	-	5	-	3	3	-	1.5	●	●	-	-	-	-	
	DOL 1460Z, 1480Z	-	5	-	3	3	-	1.5	●	●	-	-	-	-	
	DOL 1060Z	-	5	-	3	3	-	1.5	●	●	-	-	-	-	
Perforated Window Films															
MPI 2509, MPI 2709 PWF	Unprotected	3	-	-	-	-	-	-	●	●	-	-	-	-	
	DOL 6460	-	2	-	-	1	-	-	●	●	-	-	-	-	
	DOL 1060Z	-	1	-	-	0.5	-	-	●	●	-	-	-	-	
Floor Graphic System															
MPI 6021 Anti Slip Floor Marking	-	1m	-	-	-	-	-	-	●	-	-	-	-	-	
MPI 3002PP, MPI 3026, MPI 3041PP	DOL 3100	3m	-	-	-	-	-	-	●	-	-	-	-	-	
MPI 3302, MPI 3302 EA	DOL 5800 Floor Graphic	6m	-	-	-	-	-	-	●	-	-	-	-	-	
	DOL 6000 Floor Graphic	9m	-	-	-	-	-	-	●	-	-	-	-	-	

* Due to the thickness of V-4000 Premium Reflective films, not all compound curves and 3D shapes may be suitable to apply to, the installer should determine the suitability of the product before attempting the installation.

m = Durability in months

Avery Dennison® ICS Performance Guarantee

Additional information on graphics durability

Expected Durability and Potential Durability Reductions

The expected durability of Avery Dennison films are defined as the expected performance life of the Avery Dennison graphic film(s) within the AP region in outdoor vertical exposure conditions.

The actual performance life will depend on a variety of factors, including selection and preparation of substrate, angle and direction of exposure, application methods, environmental conditions and cleaning/maintenance of the films. In case of films used in areas of high temperatures or humidity, high altitudes and industrially polluted areas the performance will be further reduced.

Expected Durability and Warranted Period Definitions

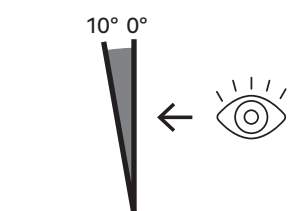
Expected durability is the expected period of time defined in the product data sheet, the product should, but is not warranted to, perform satisfactorily when applied in vertical exposure conditions as defined in [Instructional Bulletin 1.30](#). The warranted period communicated in this ICS Performance Guarantee Bulletin, is the maximum period of time Avery Dennison will warrant the finished products performance in accordance with ICS Performance Guarantee Terms and Conditions 1.0, provided that the film is properly stored, converted and installed in accordance with Avery Dennison guidelines.

Other Potential Durability Reductions

High elevations: In mountain areas UV damage is increased over exposures at sea level. This is due to the air being thinner and therefore damage of UV radiation increases significantly. Congested urban or industrial areas: Due to increased smog, pollutants and particulates in the atmosphere, applications of this kind have reduced durability expectations. Horizontal applications trap pollutants on the surface of the material, increasing the impact of UV exposure and reducing durability.

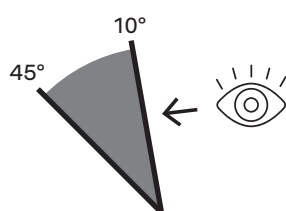
Angle and Direction of Exposure

Vertical exposure



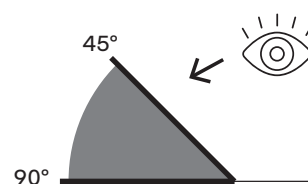
The face of the graphic is up to 10° from vertical.

Non-vertical exposure



The face of the graphic is between 10° to 45° from vertical. The durability as stated in this ICS performance guarantee document is reduced by 50% for non-vertical applications.

Horizontal exposure



The face of the graphic is between 45° and 90° from vertical. Horizontal applications are not warranted and do not have any expectations of durability, unless otherwise stated in this ICS performance guarantee.

Zone Chart - Asia Pacific (except Australia)

Zone 2

Bangladesh	East Timor	Korea (South)	Micronesia	Rwanda	Taiwan
Bhutan	Fiji	Laos	Myanmar (Burma)	Samoa	Thailand
Burkina Faso	Guinea	Lesotho	Nepal	Singapore	Togo
Burundi	India	Madagascar	New Zealand	South Africa (East)	Turkmenistan
Cambodia	Indonesia	Malaysia	Pakistan	Sri Lanka	Vietnam
Cameroon	Ivory Coast	Mauritania	Papua New Guinea	Suriname	
China	Japan	Mauritius	Philippines	Swaziland	

Zone 3

Angola	Equatorial Guinea	Ghana	Namibia	Somalia	Zimbabwe
Botswana	Eritrea	Kenya	Niger	Tanzania	
Central African Rep.	Ethiopia	Liberia	Nigeria	Tunisia	
Chad	Gabon	Mali	Senegal	Uganda	
Congo	Gambia	Mozambique	Sierra Leone	Zambia	

*All locations (mentioned in zones 1 and 2) when installed above altitudes of 1000 meters.

Zone Chart and Map - Australia

Zone 1

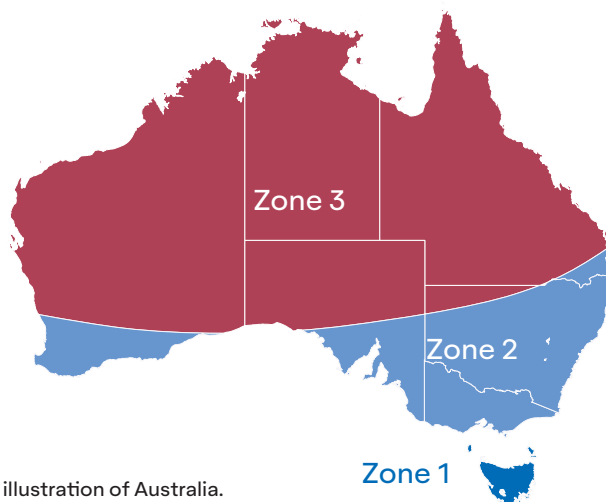
Tasmania

Zone 2

Adelaide	Canberra	Melbourne
Albany	Coffs Harbour	Perth*
Brisbane*	Esperance	Sydney

Zone 3

Alice Springs	Cook	Mount Isa
Broken Hill	Darwin	Newman
Broome	Dubbo	Port Augusta
Cairns	Geraldton	Port Hedland
Carnarvon	Kalgoorlie	Telfer
Ceduna	Mackay	Townsville



*All areas 100km North of Perth and Brisbane, indicated by line dissecting map illustration of Australia.

All locations mentioned in zones 1 and 2 when installed above altitudes of 1000 meters are considered Zone 3.